

Technical Description

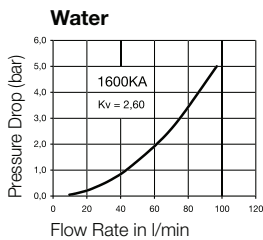
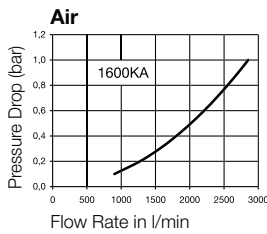
Rectus Tema premium industrial coupling – the know-how from both brands combined in one system. European standard profile. High grade valve technology with optimum flow performance and minimum coupling forces. Suitable for compressed air applications with above average air consumption.

Dust Caps (P. 331)

for coupling Part.-No. SK23S
for plug Part.-No. SK12S



Chart



Advantages

Single handed operation. High flow valve. Minimum coupling forces.

Interchangeability

RECTUS 25 + 26
RECTUS 1625
TEMA 1600
CEJN 320
JWL 520 + JWL 530
various German products

Material

Coupling

Back Body
Valve Body
Sleeve
Valve
Spring
Locking Ring and
Locking Balls
Seals

Plug

Plug

Working Pressure

PB = 35 bar, maximum static working pressure with safety factor of 4 to 1.

Working Temperature*

-20°C up to +100°C (NBR)
-40°C up to +120°C (EPDM)
-15°C up to +200°C (FKM)
depending on the medium.

*At a temperature below -20°C and above +100°C special seals are available on request.

Standard

Brass, Nickel Plated
Steel, QPQ treated
Brass, Nickel Plated
Brass
AISI 301
AISI 420

NBR

Steel Hardened and
Zinc-Plated

actual size



You will find the following alternative versions in our current catalogue on page:

- ▶ Stainless Steel P. 192
- ▶ Safety Self-Venting P. 290

Couplings

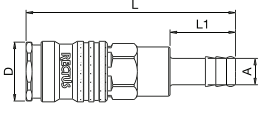
RECTUS Series 1600KA

	Connection A	Hex SW	L mm	D mm	L1 mm	L2 mm	Hex1 SW1	B mm	G mm	Version	Part Number
<p>Male Thread</p>	R 1/4	19	65	23	12					Standard	1600KA AK13 SPN
	R 3/8	19	65	23	12					Standard	1600KA AK17 SPN
	R 1/2	22	59,5	23	17					Standard	1600KA AK21 SPN
<p>Female Thread</p>	G 1/4	19	59	23	9					Standard	1600KA IW13 SPN
	G 3/8	19	59	23	9					Standard	1600KA IW17 SPN
	G 1/2	24	62	23	12					Standard	1600KA IW21 SPN

⚠ Please consider our security advices on the pages 12/13 ⚠

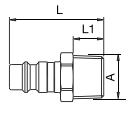
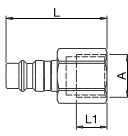
Couplings

RECTUS Series 1600KA

	Connection A	Hex SW	L mm	D mm	L1 mm	L2 mm	Hex1 SW1	B mm	G mm	Version	Part Number
 <p>Hose Barb</p>	6 mm	19	80	23	25					Standard	1600KA TF06 SPN
	8 mm	19	80	23	25					Standard	1600KA TF08 SPN
	9 mm	19	80	23	25					Standard	1600KA TF09 SPN
	10 mm	19	80	23	25					Standard	1600KA TF10 SPN
	13 mm	19	80	23	25					Standard	1600KA TF13 SPN

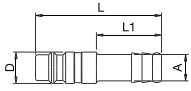
Plugs

RECTUS Series 25SF

	Connection A	Hex SW	L mm	D mm	L1 mm	L2 mm	Hex1 SW1	B mm	G mm	Version	Part Number
 <p>Male Thread</p>	R 1/8	13	33	9						Standard	25SF AK10 SXZ
	R 1/4	14	37	12						Standard	25SF AK13 SXZ
	R 3/8	17	37	12						Standard	25SF AK17 SXZ
	R 1/2	22	43	17						Standard	25SF AK21 SXZ
 <p>Female Thread</p>	G 1/8	14	30	7						Standard	25SF IW10 SXZ
	G 1/4	17	38,5	9						Standard	25SF IW13 SXZ
	G 3/8	19	39,5	9						Standard	25SF IW17 SXZ
	G 1/2	24	44	12						Standard	25SF IW21 SXZ

Plugs

RECTUS Series 25SF

	Connection A	Hex SW	L mm	D mm	L1 mm	L2 mm	Hex1 SW1	B mm	G mm	Version	Part Number
 <p>Hose Barb</p>	6 mm		48	12	25					Standard	25SF TF06 SXZ
	8 mm		48	12	25					Standard	25SF TF08 SXZ
	9 mm		48	12	25					Standard	25SF TF09 SXZ
	10 mm		48	12	25					Standard	25SF TF10 SXZ
	13 mm		48	15	25					Standard	25SF TF13 SXZ